

## CENSUS

### WORK, EDUCATION AND INCOME

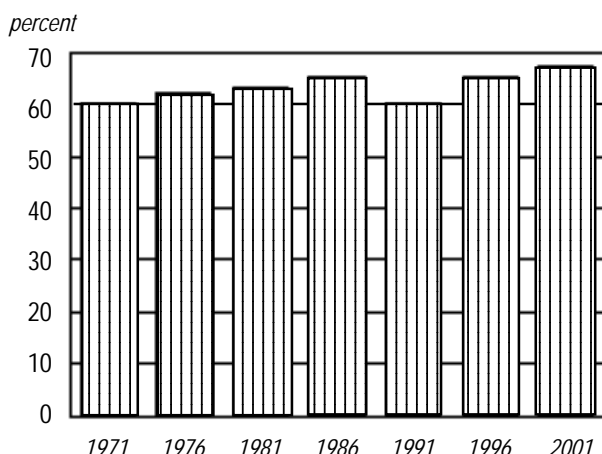
#### 2001 Census Snapshot

(For the census usually resident population count aged 15 years and over.)

#### WORK

- 62 percent of adults were employed in 2001, compared with 60 percent in 1996.
- 3 in 4 of those working were employed full time.
- The number of people employed full time increased by 6 percent (75,351) from 1996 to 2001.
- The number of people employed part time increased by nearly 6 percent (21,108) from 1996 to 2001.
- Nearly 3 in 4 part-time workers were female.
- 1 in 3 adults (33 percent) were not in the labour force. This rate was 40 percent in 1971.
- The labour force participation rate was 67 percent.
- The most common occupation was sales assistant, with 85,530 people.
- The manufacturing industry had the most workers, with 1 in 7 (223,806).
- 1 in 6 workers in the agriculture, forestry and fishing industry were from the Waikato region.

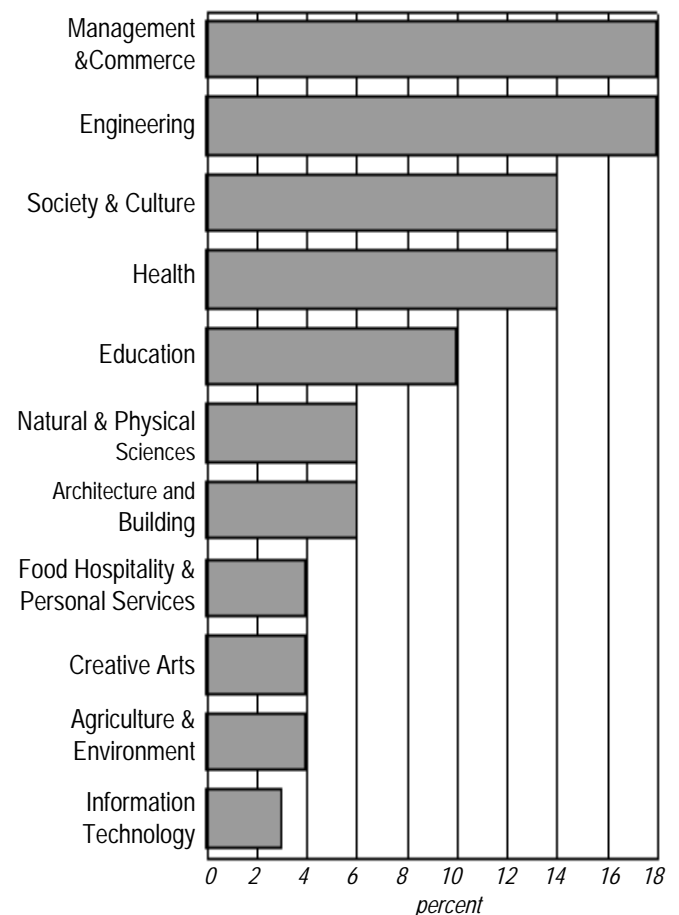
#### CENSUS LABOUR FORCE PARTICIPATION RATE



- 4 in 10 workers in the finance and insurance industry were from the Auckland region.
- 1 in 7 workers in the mining industry were from the Taranaki region and 1 in 8 from the West Coast region.
- On census day in 2001, 1 in 10 people worked at home, while almost 2 in 3 travelled to work in a private or company vehicle.
- On census day in 2001, 1 in 20 people walked or ran to work.

#### HIGHEST POST-SCHOOL QUALIFICATION

Broad Field of Study



#### QUALIFICATIONS

- There has been a drop in the number of people with no qualifications, from 1 in 3 in 1996 to 1 in 4 in 2001.
- School Certificate in one or more subjects (or National Certificate level 1) was the highest school qualification for most people, with 1 in 5 adults (517,830).
- 1 in 3 adults had post-school qualifications.

# The Jobs Letter

- 1 in 5 adults had a vocational qualification (such as the New Zealand Certificate of Engineering), while 1 in 8 had a degree as their highest post-school qualification.
- Nearly 1 in 5 adults in the Wellington region had a degree as their highest qualification.
- The most common field of study for post-school qualifications was nursing, with 58,170 people.
- The information technology field of study for post-school qualifications had 24,009 people.

## INCOME LEVELS

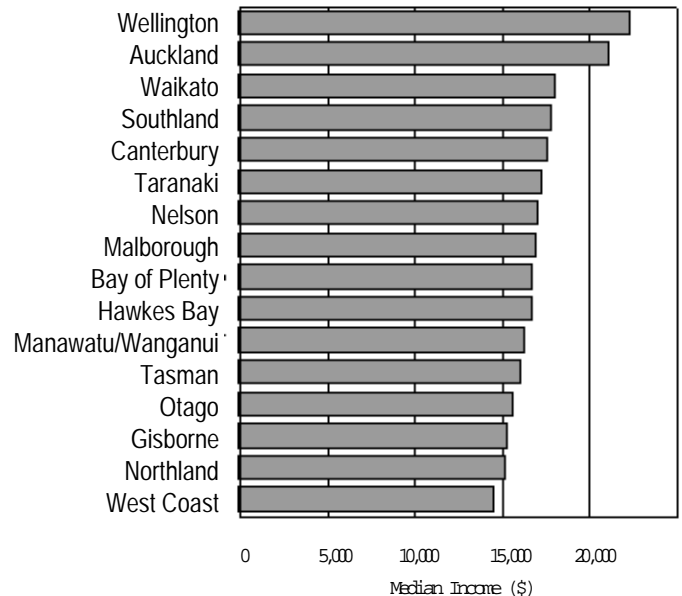
- The median annual income was \$18,500 for the year ended 31 March 2001.
- People in the Wellington region had the highest median annual income at \$22,400.
- The Wellington region had the highest portion of people earning an annual income of over \$100,000, with 1 in 25 people.
- The median income for males was \$24,900 – more than \$10,000 above that of \$14,500 for females.
- Males in the 40 to 44-year age group had the highest median income at \$35,900.
- The highest median income for females was in the 45 to 49-year age group at \$22,000.
- The \$10,001–\$15,000 income group was the most common, with 1 in 6 people (395,106).
- The \$30,001–\$40,000 income group had 1 in 8 people (311,598).

## INCOME SOURCES

- Wages and salaries were the most common source of income, with nearly 6 in 10 people receiving income from this source.
- 1 in 6 people received income from self-employment.
- With changes in eligibility, the number of people receiving New Zealand Superannuation or Veterans Pension declined from 441,045 in 1996 to 419,964 in 2001.
- Nearly 1 in 6 people received income from New Zealand Superannuation or Veterans Pension.
- More than 9 in 10 people aged 65 years and over received income from New Zealand Superannuation or Veterans Pension.

## MEDIAN INCOME

by Region



## SUMMARY

- 6 in 10 people received income from wages and salaries.
- 3 in 4 of those working were employed full time.
- 1 in 3 adults had post-school qualifications.
- People in the Wellington region had the highest median annual income.



2001 Census Snapshot 3  
**Work, Education & Income**  
[http:// www.stats.govt.nz](http://www.stats.govt.nz)